

IMAGILIGHTS

W I R E L E S S L I G H T I N G

USER MANUAL

COLLECTION: DEMOISELLE SMALL AND TALL

EN	USER MANUAL	Page 2 - 8
NL	HANDLEIDING	Page 7.....
FR	MODE D'EMPLOI	Page 12.....
DE	BEDIENUNGSANLEITUNG	Page 17.....
ES	MANUAL DEL USUARIO	Page 22.....
IT	MANUALE D'USO	Page 27.....



1. THANK YOU FOR BUYING AN IMAGILIGHTS® LAMP.

Carefully read this manual before using your lamp. Always use your lamp in conformity with the utilization precautions. Failure to do so will void any warranty. IMAGILIGHTS® disclaims any responsibility for incorrect use of the product or charger in combination with another product which could be defective, dangerous or inappropriate.

2. TECHNICAL INFORMATION

LIGHT SOURCE	REVO LED - jack led
NUMBER OF LEDS	33
LED LIFETIME	+50.000 hours
BATTERY TYPE	3.7V Li-Polymer
BATTERY POWER	standard 5200 mAh / 10.400 Mah optional
ENERGY CONSUMPTION	1.5 Watt
REMOTE	Infrared
MATERIAL	METAL brushed anodized aluminium OR METAL polished powder coated aluminium
MATERIAL PLASTIC	PMMA + PC

3. FIRST USAGE PRECAUTIONS

To guarantee the maximum autonomy of your product, please conform to the first usage precautions:

1. Connect the charger
2. Fully charge your lamp's battery by placing the lamp on the charger for at least 8 hours.

While the lamp is charging the light indicator on the charger will appear **red**. A **green** luminous indicator indicates the lamp is fully charged.

It is recommended to empty (discharge) the full capacity of the battery before recharging fully. The internal battery has a charge accumulator and will require 5 or 6 complete charges/discharges before reaching optimal charge capacity.

Your lamp automatically turns **off** when placed on its charger plate. This to protect the long life of the battery and to assure that charging and discharging is not done simultaneously.

In case of damage the charger should be discarded.

4. LIGHT HOURS (APPROXIMATELY)

	Standard	Optional battery
CHARGING TIME	18 hours	35 hours
HIGH INTENSITY IN WARM WHITE	65 hours	140 hours
LOW INTENSITY IN WARM WHITE	31 hours	55 hours
COLOR MIX	34 hours	76 hours
COLOR FIX	39 hours	73 hours
CANDLE EFFECT	7 hours	14 hours

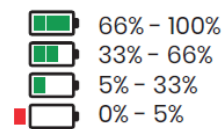
5. PRE-PROGRAMMED COLORS

1. Warm white (2700 kelvin)	10. White/Green	19. Medium pink
2. Galactic white	11. Light green	20. Dark pink
3. Candle mode yellow	12. Dark green	21. Salmon
4. Candle mode orange	13. Turquoise	22. Light purple
5. Dark red	14. Blue/Turquoise	23. Dark purple
6. Light red	15. Blue/Green	24. Pink/Purple
7. Light orange	16. Purple/Blue	25. 2300 kelvin warm white (only with remote)
8. Dark orange	17. Dark blue	
9. Yellow	18. Light pink	

6. LIGHT SOURCE (place the led on the charger)

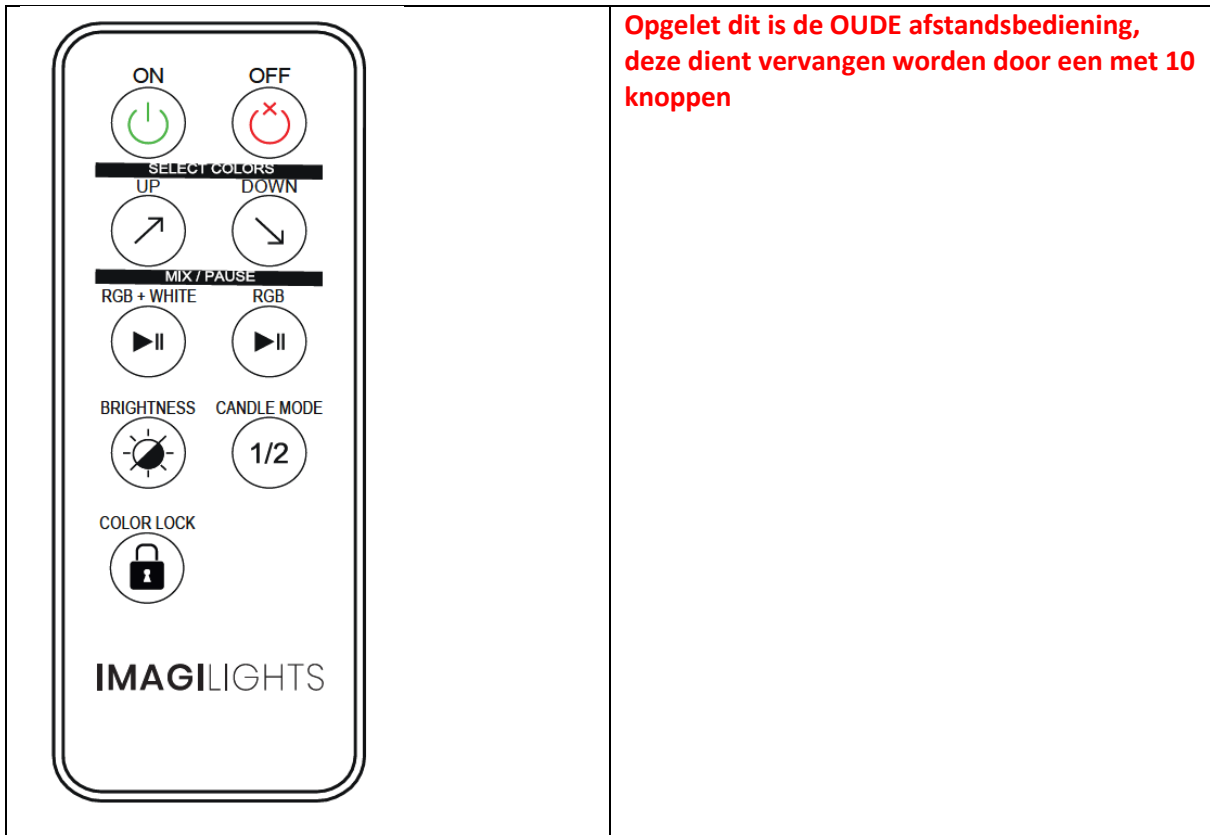


Batterij Indicator



Press color up for + 2sec. to switch your lamp ON or OFF

7. INFRA-RED REMOTE CONTROL



COLOR UP & DOWN: Choose between one of our 24 pre-programmed colors.

RGB + WHITE: Start the 160.000 color mix mode 1 or 2 which will take approximately 14 minutes (=ultra-slow), and will continue without interruption. To fix a color, press the same button again. To continue the cycle, press this same button again. The difference between both is that RGB + WHITE will show colors and end with warm white and the RGB will only show colors.

BRIGHTNESS: Shift through 4 different light intensity modes.

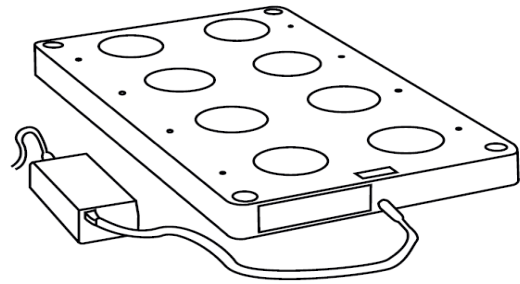
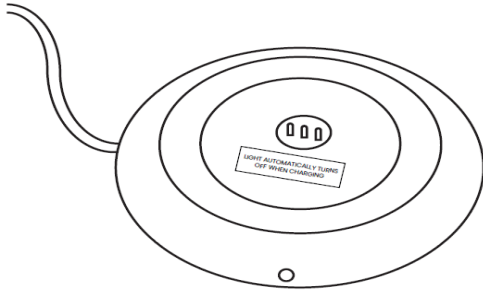
CANDLE MODE: Choose candle light mode 1 (yellow) or 2 (orange).

COLOR LOCK: Press this button multiple times while aiming at your lamps to disable the pushbuttons functions on the bottom of the lamps. To cancel the color lock function turn off your lamp with the remote or place it back on the charger.

WARM WHITE 2300K: this function will enable warmer white 2300 kelvin

The remote operates on one Lithium battery CR2025 3V

8. CHARGING POSSIBILITIES



<p>The INDIVIDUAL DIRECT MINI CHARGER charges one single lamp and operates with the following adapter: Input 100-240V AC ~ 50/60 Hz - Output DC 6V 1A</p>	<p>The DIRECT MULTI CHARGER plate charges up to 8 lamps simultaneously. These can be stacked on top of each other. The DIRECT MULTI CHARGER operates with the following adapter: Input 100-240V AC ~ 50/60 Hz - Output DC 9V 5A</p>
---	---


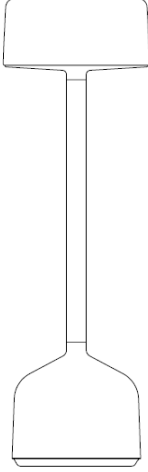
Your lamp automatically turns off when placed on its charger plate. This to protect the long life of the battery and to assure that charging and discharging is not done simultaneously. While the lamp is charging the indicator on the charger will appear red. A green luminous indicator indicates the lamp is fully charged.

Charger plates are not standard included when purchasing a table lamp.

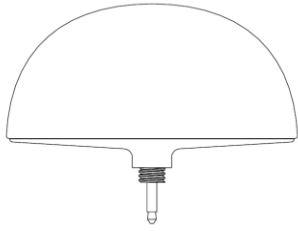
Lamp is useless without its specific prescribed IMAGILIGHTS® charger.

9. REPLACING SPARE PARTS

Every part of the DEMOISELLE® lamp can be replaced when necessary. Please contact us at customerservice@imagilight.com for more information.

<p>Demoiselle SMALL</p>	<p>Demoiselle TALL</p>
	

- Fase 1: turn the head of the base



- Fase 2: unscrew the pole (only for DEMOISELLE TALL)



- Fase 3: to get to the jack led, remove = pull off/pop-off the head from the diffusor



- Fase 4: remove the metal feet



- Fase 5 : remove the battery door



- Fase 6: remove the battery



PACKAGE CONTENT

Each set is packed with all its parts required

TROUBLESHOOTING

If your lamp falls and the top metal part of the head detaches; click the head back on with 2 hands.

CLEANING YOUR LAMP

It is recommended to clean your lamp with a soft humid cloth. Do not use any aggressive liquids or materials.

CAUTION

- DEMOISELLE® lamps are mainly intended for indoor use, however can be used outdoors (IP52 certified: rain & dust proof)
- The device must be charged in an anhydrous place.
- Do not use the charger and lamp near a heat source or expose to fire.
- Do not try to open or dismount the lamp or charger to avoid any risk of electrical shock or altering its waterproofing. Failure to comply will cancel your warranty.
- Do not connect the lamp to any other device.
- Do not try to charge the lamp with a charger other than the one supplied in your pack.
- Do not try to replace the battery with a battery other than the battery inserted.
- Keep charger and lamp out of reach of young children.
- Do not store the lamp and charger in a humid area or outdoors.
- When storing your lamp, put it in its original box to avoid any damages or scratches.

RECYCLING

Do not throw this lamp away with your regular household garbage. Contact the appropriate service within your community to learn the best way to dispose of the device. Electrical products contain substances harmful to human health and the environment so must be adequately recycled. The battery must be safely removed before discarding the device.

LEGAL INFORMATION AND WARRANTY

IMAGILIGHTS® wireless lamps are covered by design registration, copyright and patent pending. All rights reserved. All shapes and models are registered. Patented LED module and patented charging possibilities. Any tampering with or repairing the unit voids the warranty. The unit is equipped with special labels to avoid tampering.

Manufacturer's warranty: 2 years.

COMPANY DATA

IMAGILIGHTS BVBA

Nijverheidslaan 65C

B-8540 Deerlijk

BELGIUM

TEL: +32 56 77 45 10

Email: info@imagilights.com

Website: www.imagilights.com